



Absorption properties of X3 top-launch ECH on TCV

G. Arnoux, S. Alberti, L. Porte, J.-Ph. Hogge,
T. Goodman, M.A. Henderson and TCV Team

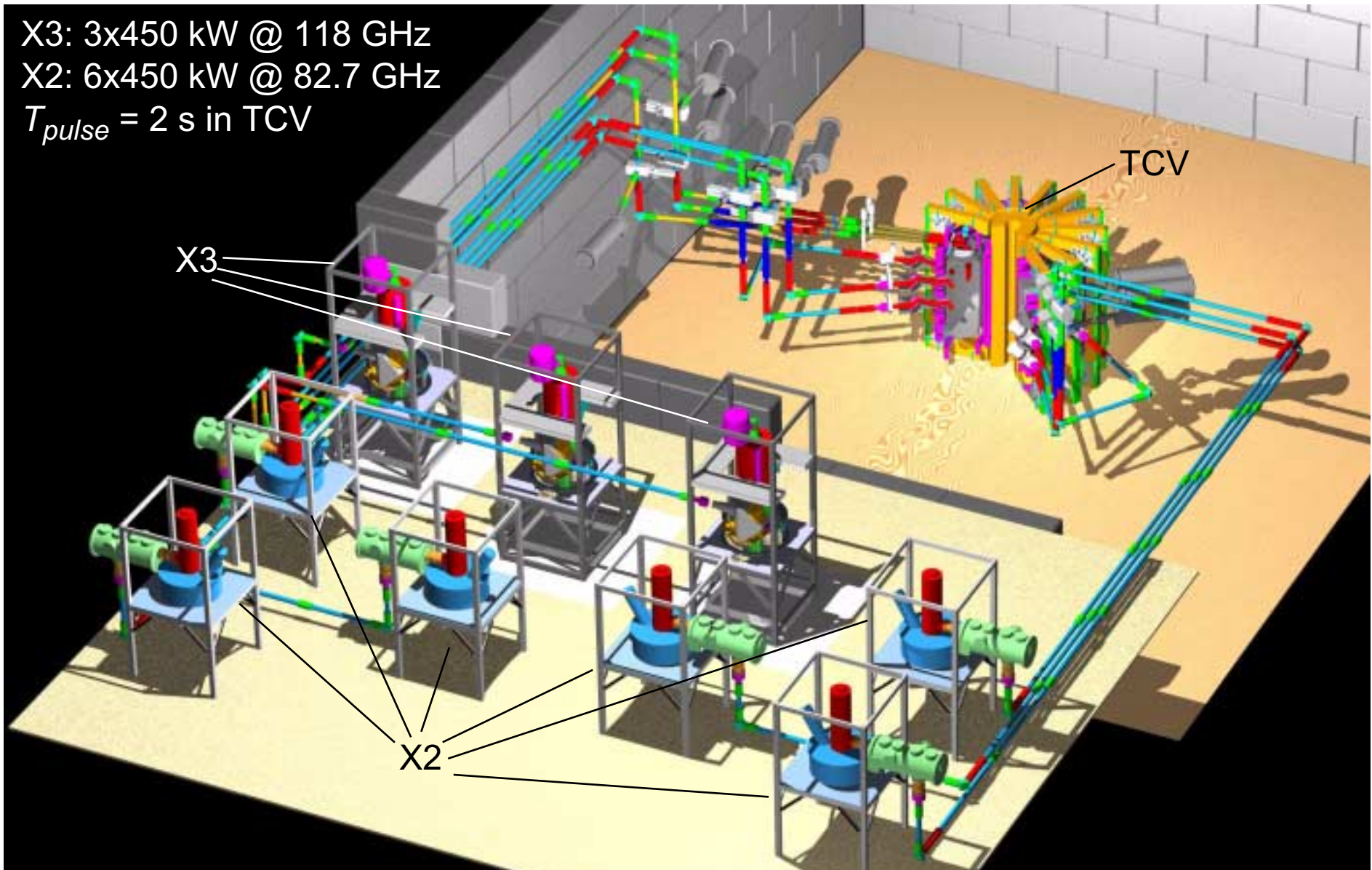


Outline

- > TCV EC heating system.
- > Why X3 top-launch ECH ?
- > Absorption sensitivity on the launcher poloidal angle.
- > X3 absorption dependence on the density.
- > X3 absorption dependence on the injected power
- > Conclusion

TCV EC heating system

X3: 3x450 kW @ 118 GHz
 X2: 6x450 kW @ 82.7 GHz
 $T_{pulse} = 2$ s in TCV





Why X3 top-launch ?

Low magnetic field: $B_0=1.45$ T

Low X2 cut-off density

$$\text{X2 : } n_{e_{\text{cutoff}}}=4.2 \times 10^{19} \text{ m}^{-3}$$

Extending the density range

$$\text{X3 : } n_{e_{\text{cutoff}}}=11.5 \times 10^{19} \text{ m}^{-3}$$

=> H-mode heating, ...

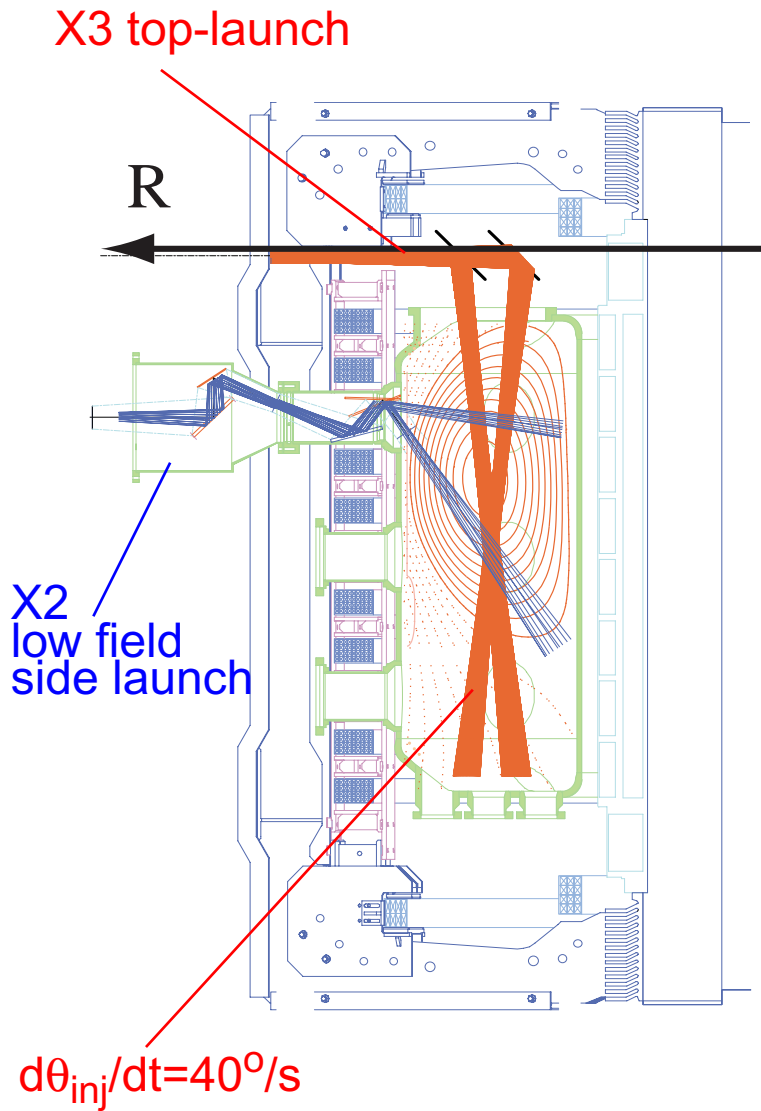
The **absorption coefficient** for 3rd harmonic X-mode is lower than the absorption coefficient for 2nd harmonic X-mode

$$\frac{\alpha_3^{(X)}}{\alpha_2^{(X)}} \sim \left(\frac{v_{th}}{c} \right)^2 = \frac{T_e [keV]}{511}$$

Top launch increases the beam path along the resonance

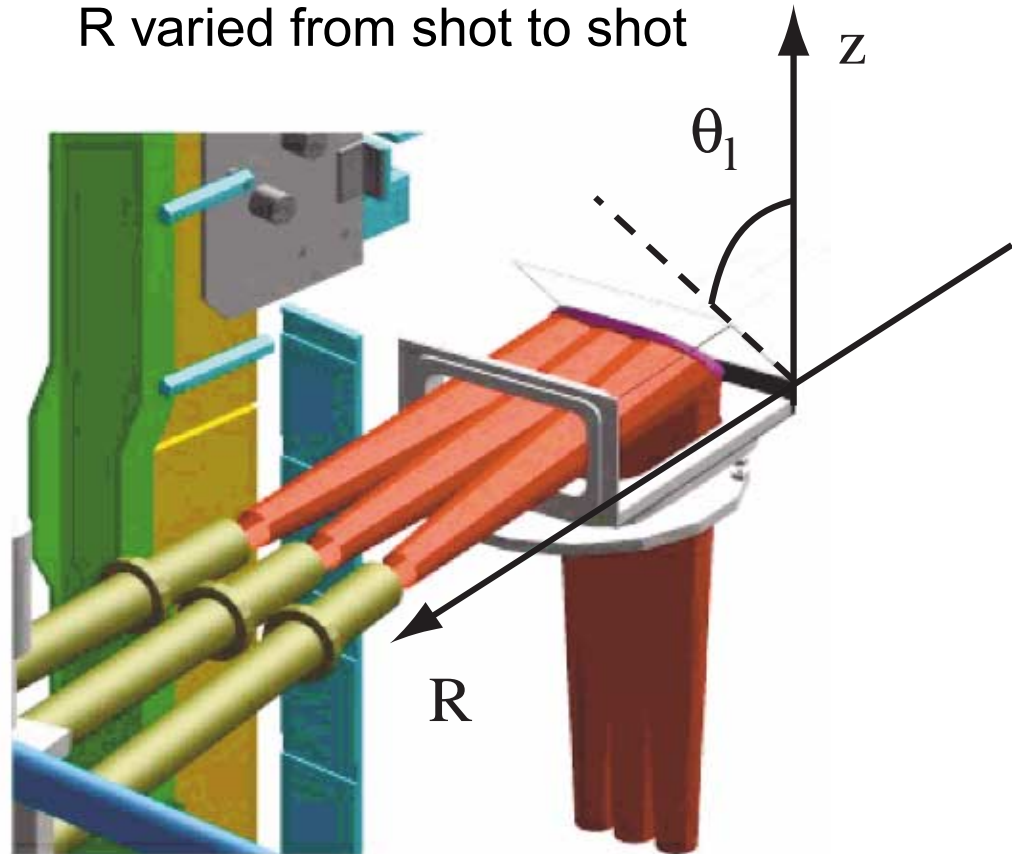
=> Maximize the optical depth: $\tau = \int \alpha_n^{(X)} ds$

X3 launching system [1]



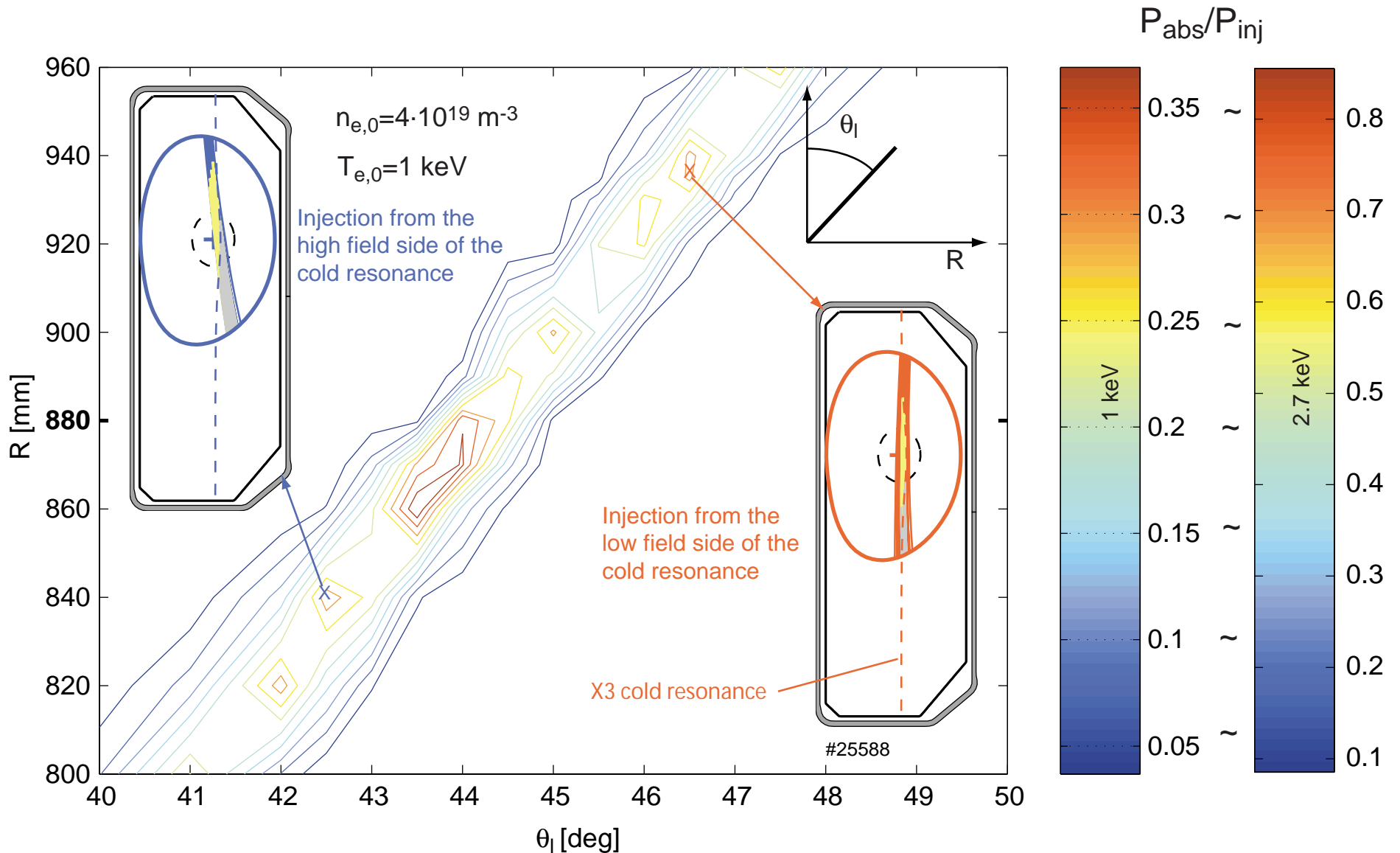
$d\theta_l/dt = 20^\circ/s$ during the shot

R varied from shot to shot

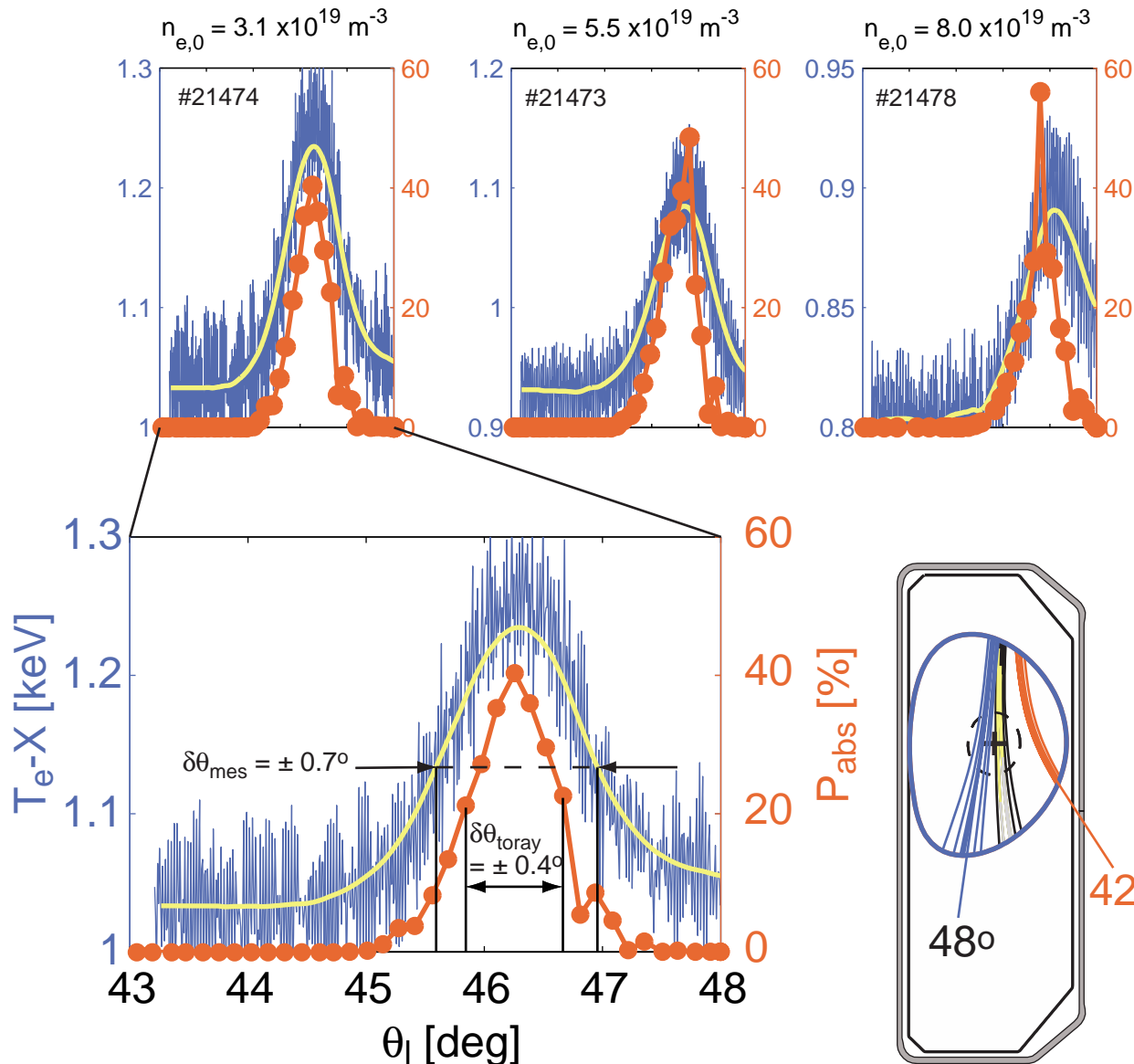


[1] J.-Ph. Hogge and al., Nucl. Fusion (43), 2003

R- θ_1 X3 absorption domain from TORAY-GA



X3 top-launch experiments sweeping θ_l



Goal:

- Determine $\theta_{l, \text{opt}} \pm \delta\theta$
- Calculate and measure as a function of the density:
- $\theta_{l, \text{opt}}(n_{e,0})$
- $P_{\text{abs}}(n_{e,0})$
- $\Delta W_e(n_{e,0})$

Experimental parameters:

- θ_l is swept from 42° to $48^\circ \Rightarrow$ pass through optimal absorption
- $3.3 \leq n_{e,0} \leq 8.0 \times 10^{19} \text{ m}^{-3}$
- $P_{\text{inj}} = 450 \text{ kW}$



Strong sensitivity on $\theta_1 \Rightarrow$ real time feedback control

Sensitivity independent of the density:

- If θ_1 varies from $\theta_{1,opt}$ of 0.4° , P_{abs} decreases of 50 %
- If θ_1 varies from $\theta_{1,opt}$ of 0.7° , T_e-X decreases of 50%

The required accuracy corresponding to this sensitivity suggests to install a **real time feedback control**^[3] on the X3 launcher.

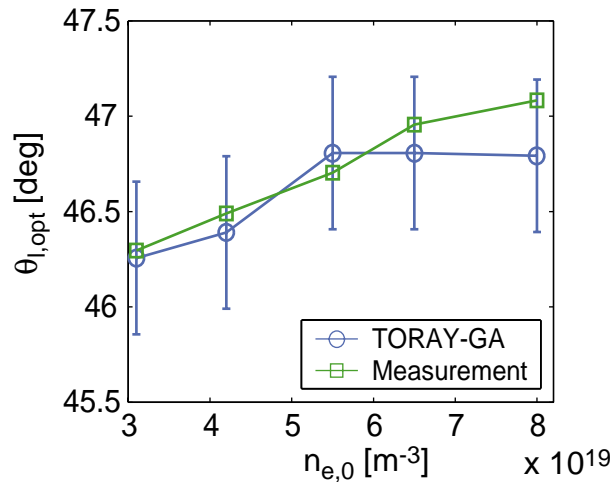
Such a control system has been installed and an **exploitable error signal has been obtained**.

This error signal will be used through a **PID controller (already installed)** in order to close the control loop (summer 2004).

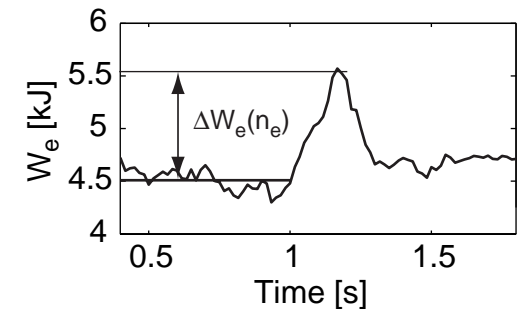
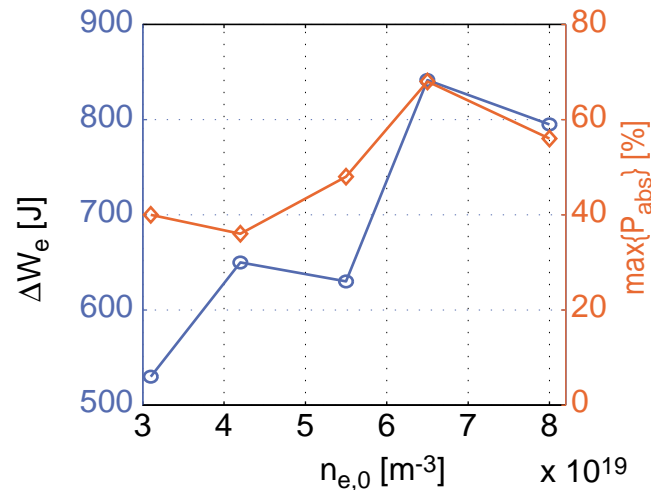
[2] G. Arnoux and al., IAEA TM on ECRH for ITER, Kloster Seeon, 2003.

Impact of the density on $\theta_{l,opt}$ and P_{abs}

$\theta_{l,opt}$: TORAY-GA in good agreement with the measurements



The optimum density is experimentally as well as theoretically $n_{e,0} \cong 7 \cdot 10^{19} \text{ m}^{-3}$



$\theta_{l,opt}$ increases with $n_{e,0}$ because refraction must be compensated.

The global electron energy increase is qualitatively consistent with the absorbed power predicted by TORAY-GA

$\Delta W_{e,opt} = 18\%$ with $P_{inj} = 450 \text{ kW}$... How is the absorption if P_{inj} is increased ?



Full single pass absorption if $P_{inj}=1.35$ MW

$P_{inj} = 0.45$ MW (1 Gyro)

$\langle n_{e,max} \rangle = 4.0-4.8$

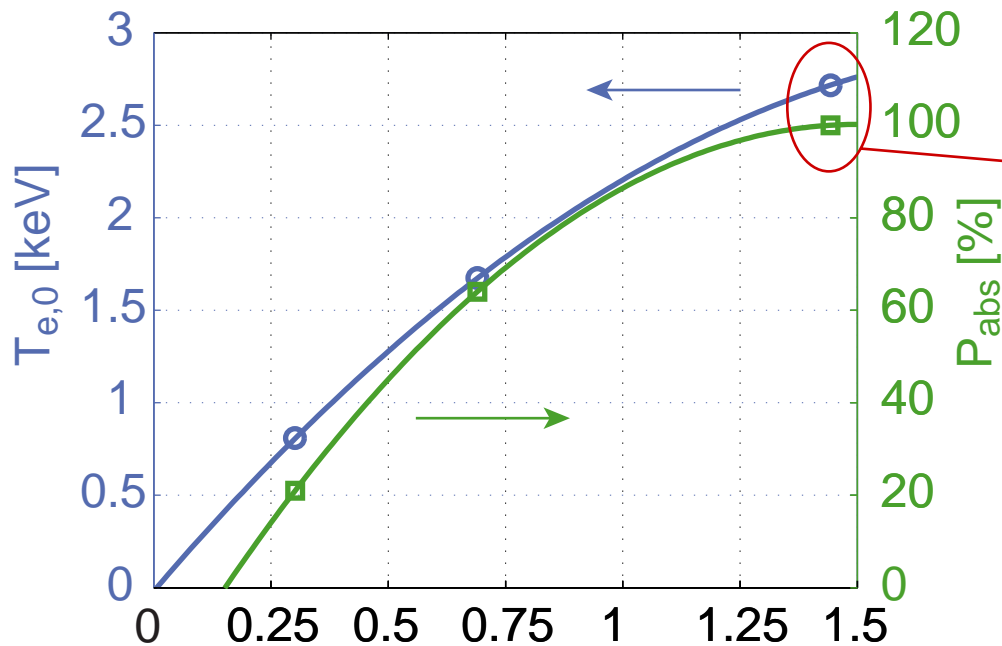
First θ_l sweep $\implies \theta_{l,opt}$

$P_{inj} = 0.90$ MW (2 Gyro)

$I_p = 193-240$ kA

1s pulse with P_{abs} measurement

$P_{inj} = 1.35$ MW (3 Gyro)



100% single pass absorption is measured with 1.35 MW of X3 injected.

$P_{abs} > 80\%$ is expected if $T_{e,0} > 2.0$ keV and if $n_{e,0} = 4 \cdot 10^{19} \text{ m}^{-3}$

What about profiles ?

$P_{tot} = P_{oh} + P_{abs}$

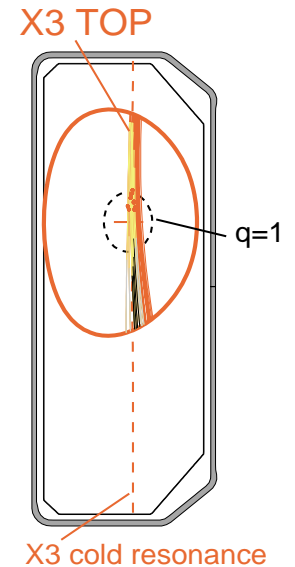
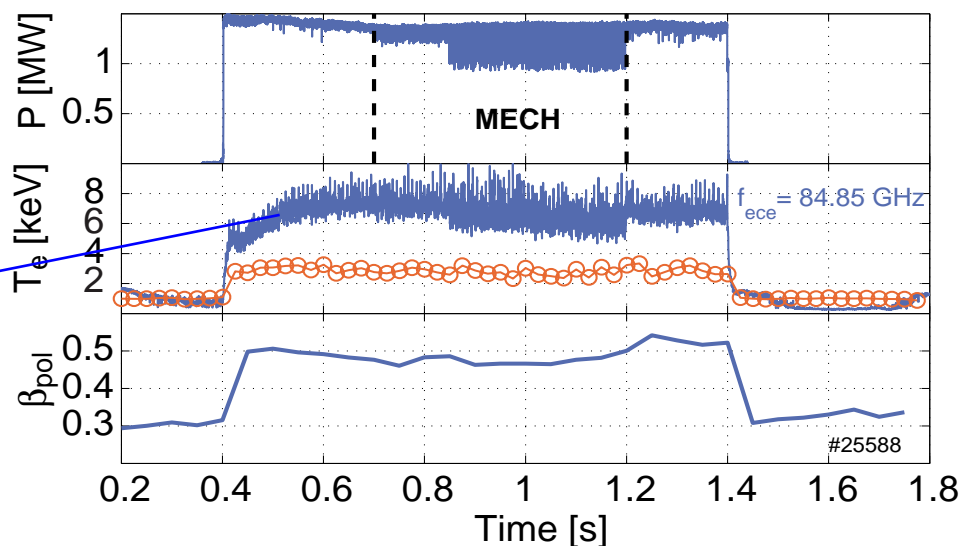
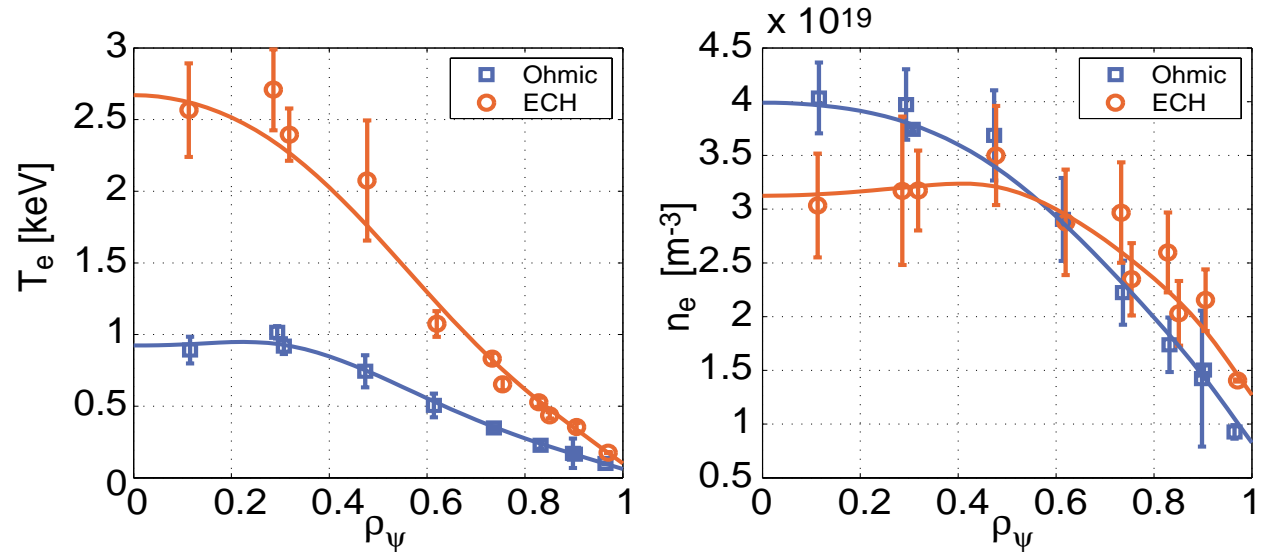
$P_{inj} = 1.35$ MW: density profiles is flattened

n_e profile flattening is observed at $P_{inj}=1.35$ MW.

X3 power deposition in a broad (inside $\rho=0.5$) central region.

The DML^[4] measures P_{abs} using a power modulation method.

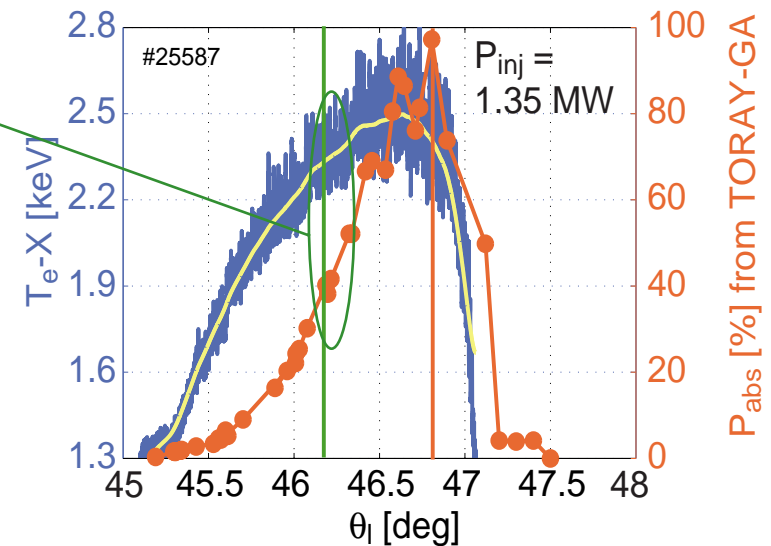
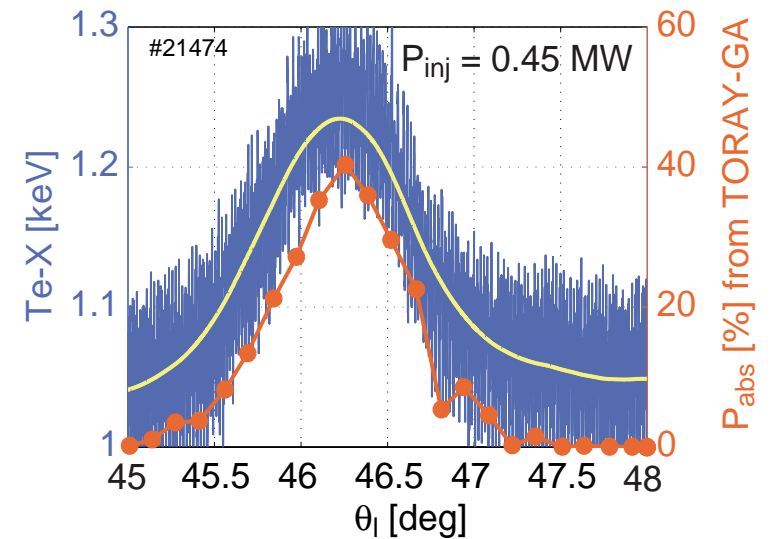
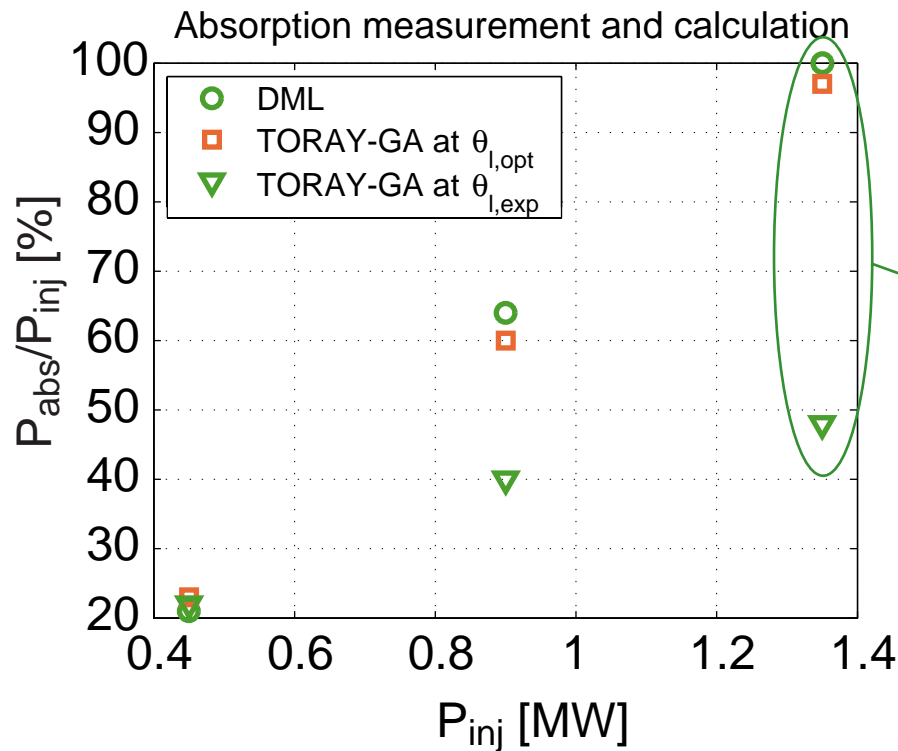
Presence of suprathermal electrons
ECE HFS view.



P_{abs} comparison : TORAY-GA / measurement

Discrepancy between TORAY-GA and measurement due to an asymmetry of T_e -X response.

- Generation of suprathermal electrons.





Conclusion and future

Strong X3 absorption sensitivity on the launcher poloidal angle independent of the density ==> a real time feedback control is actually studied.

TORAY-GA is in good agreement with measurements for determining the optimal launcher angle.

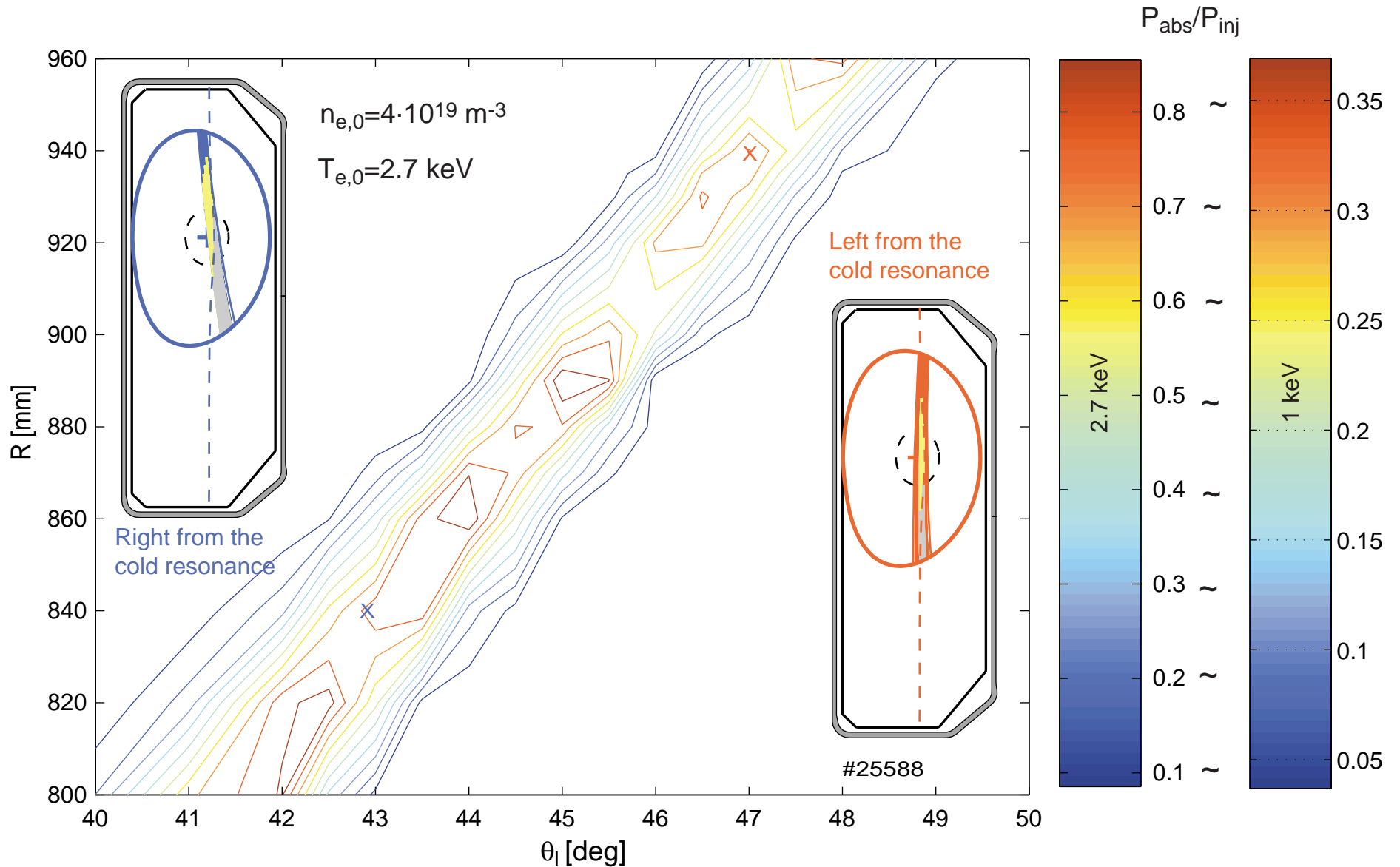
Full single pass absorption of X3 has been measured injecting the maximum power of 1.35 MW

TORAY-GA calculations and P_{abs} measurements are not always in agreement in part due to the presence of suprathermal electrons.

A comparison between TORAY-GA and a Beam-tracing code is presently studied (S. Nowak, CNR Milano)

A set of experiments scanning the density ($3 < n_{e,0} < 10 \times 10^{19} \text{ m}^{-3}$) and the injected Power (P_{inj} up to 1.35 MW) will be performed this year.

R- θ_1 X3 absorption domain from TORAY-GA



A global X3 system approach

